

耐高壓衝擊固定電阻器



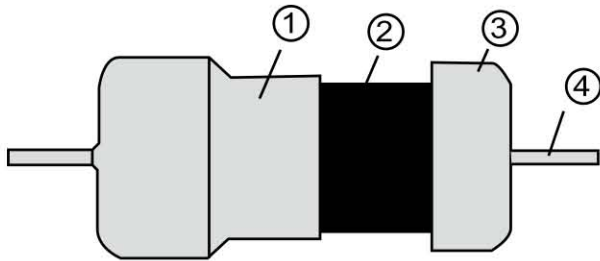
● 特點

- 耐衝擊特性優與繞線及皮膜電阻器比較不易斷線的優點

● Features

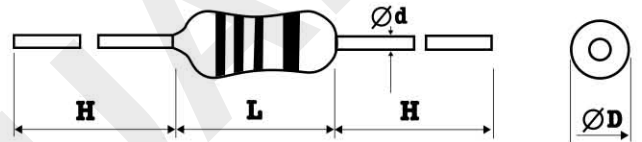
- Excellent characteristic against high voltage surge current.
- Higher reliability for disconnection failure comparing than wirewound resistor and film resistor
- Resistance tolerance $\pm 10\%$, $\pm 20\%$

● 結構圖 Construction



1	絕緣塗料	Insulation coating
2	電阻體	Ceramic core
3	鐵帽	End cap
4	銅線	Copper wire

● 規格 Specifications

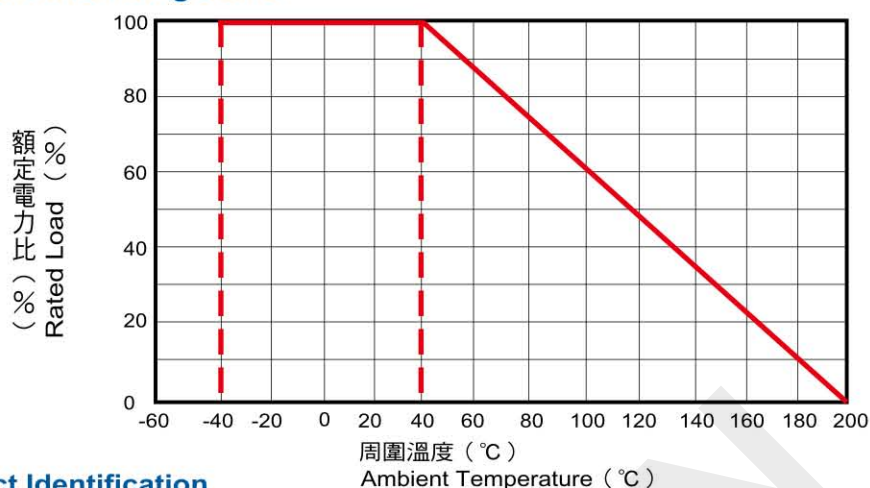


額定功率 Power Rating	尺寸 (公釐) Dimension(mm)				阻值範圍 (Ω) Resistance Range (Ω)	
	ØD	L	H	Ød		
1/2W	3.5±1	11±2	38±3	0.8±0.1	10Ω~390KΩ ±10%	3.3Ω~330KΩ ±20%
1W	4.5±1	16±2	38±3	0.8±0.1	10Ω~390KΩ ±10%	3.3Ω~330KΩ ±20%
2W	5.0±1	21±2	38±3	0.8±0.1	10Ω~390KΩ ±10%	3.3Ω~330KΩ ±20%
3W	6.0±1	26±2	38±3	0.8±0.1	10Ω~390KΩ ±10%	3.3Ω~330KΩ ±20%
4W	7.0±1	38±2	38±3	1.0±0.1	10Ω~390KΩ ±10%	3.3Ω~330KΩ ±20%
5W	7.5±1	44±2	38±3	1.0±0.1	10Ω~390KΩ ±10%	3.3Ω~330KΩ ±20%

額定功率 Power Rating	最大工作電壓 Max Working Voltage	最大負荷電壓 Max Overload Voltage	耐電壓 Dielectric Withstanding Voltage	衝擊耐壓 Surge Withstanding Voltage
1/2W	200V	400V	700V	8KV
1W	300V	600V	700V	15KV
2W	400V	800V	700V	25KV
3W	450V	900V	800V	25KV
4W	500V	1000V	800V	25KV
5W	550V	1100V	1000V	25KV

耐高壓衝擊固定電阻器

● 負載遞減曲線 Power Derating Curve



● 品名構成 Product Identification

HPC	1/2W	100KΩ	K(±10%)	容許誤差值 Tolerance
種類	額定功率	公稱抵抗值	容許誤差值	
Type	Power Rating	Resistance	Tolerance	

K	M
±10%	±20%

● 特性 Characteristics

特性項目 Item	規格值 Specification	試驗方法 Test Method	JIS.C.5202
溫度係數 (JIS C 5202) Temperature Coefficient	-1200PPM/°C~±300PPM/°C	測試溫度：室溫+100°C Test Temperature:Room Temperature +100°C	
耐電壓(JIS C 5202 5.7) Dielectric Withstanding Voltage	無燒損或絕緣性破壞 No flashover or Insulation damage	加AC電壓於各規格中持續60秒 AC Potential respectively specified in the list for 60 seconds	
短時間過負荷(JIS C 5202 5.5) Short Time Over Load	± (2.5% +0.05Ω)	額定電壓的2.5倍,5秒 2.5 times rated voltage for seconds	
溫度循環(JIS C 5202 7.4) Temperature Cycling	± (1% +0.05Ω)	-40°C~ +155°C 5次循環 -40°C~ +155°C for 5 cycles	
耐溼負荷(JIS C 5202 5.7) Load Life in Moisture	± (5% +0.1Ω)	在溫度40°C 溼度95%RH環境中加額定電壓每1.5小時「ON」, 0.5小時「OFF」, 持續1000小時 Rated voltage 1.5hr "on", 0.5hr "off" at 40°C ,95% RH .for 1000 hrs	
負荷壽命(JIS C 5202 7.10) Load Life	± (5% +0.1Ω)	在溫度70°C環境, 額定電壓1.5小時 (ON) ,0.5小時 (OFF) , 持續1000小時 Rated voltage 1.5hr "on", 0.5hr "off" at 70°C for .1000 hrs	
焊錫耐熱(JIS C 5202 6.4) Heat Resistance of Solder	± (1% +0.05Ω)	溫度 350°C ,3.5秒 350°C for 3.5 seconds	
焊錫性(JIS C 5202 6.5) Solderability	覆蓋至少95% At least 95% coverage	溫度 260°C ,10秒 260°C for 10 seconds	
衝擊耐壓 Surge Withstanding Voltage	無燒損或絕緣性破壞 No flashover or Insulation damage. ±5%	加入適當電壓2.5秒, "ON", 2.5秒 "OFF" 循環10次 Add to suitable voltage 2.5 seconds "ON", 2.5 seconds "OFF", for 10 times	